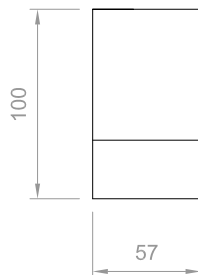
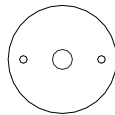
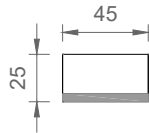


LT LED surface



RANGE	LT
REF.	LTLED-
TYPE	LED PROJECTOR
DIMENSIONS	100 x 57 mm
FREE HEIGHT FOR INSTALLATION	30 mm
WEIGHT	0,189 Kg
MATERIAL	ALUMINUM
FINISH	BRASS/WHITE/BLACK
VOLTAGE	220 - 240 V
FREQUENCY	50 / 60 Hz
FEEDER KIT	350 mA (INCLUDED)
DIMMABLE	YES
POWER	8,8 W
POWER FACTOR	0,90
SERVICE LIFE	60.000 h
CUT DIAMETER	MAX Ø 30 mm
IP RATING	IP44
LIGHTING DISTRIBUTION	DIRECT
COLOR TEMPERATURE	3000 K
CRI	80
MACADAM ELLIPSE	3
LIGHTING FLUX	1222 lm
LUMINOUS EFFICACY	139 lm/W
OPENING DEGREES	10° /24° /36°
TILTING VERTICAL AXIS	90°
ROTATION HORIZONTAL AXIS	350°



CODE	DESCRIPTION
LTLEDF883080104400	LT LED surface 8,8W 3000K 10° Ra80 IP44 1222lm white
LTLEDF883080244400	LT LED surface 8,8W 3000K 24° Ra80 IP44 1222lm white
LTLEDF883080364400	LT LED surface 8,8W 3000K 36° Ra80 IP44 1222lm white
LTLEDF883080104402	LT LED surface 8,8W 3000K 10° Ra80 IP44 1222lm brass
LTLEDF883080244402	LT LED surface 8,8W 3000K 24° Ra80 IP44 1222lm brass
LTLEDF883080364402	LT LED surface 8,8W 3000K 36° Ra80 IP44 1222lm brass
LTLEDF883080104409	LT LED surface 8,8W 3000K 10° Ra80 IP44 1222lm black
LTLEDF883080244409	LT LED surface 8,8W 3000K 24° Ra80 IP44 1222lm black
LTLEDF883080364409	LT LED surface 8,8W 3000K 36° Ra80 IP44 1222lm black